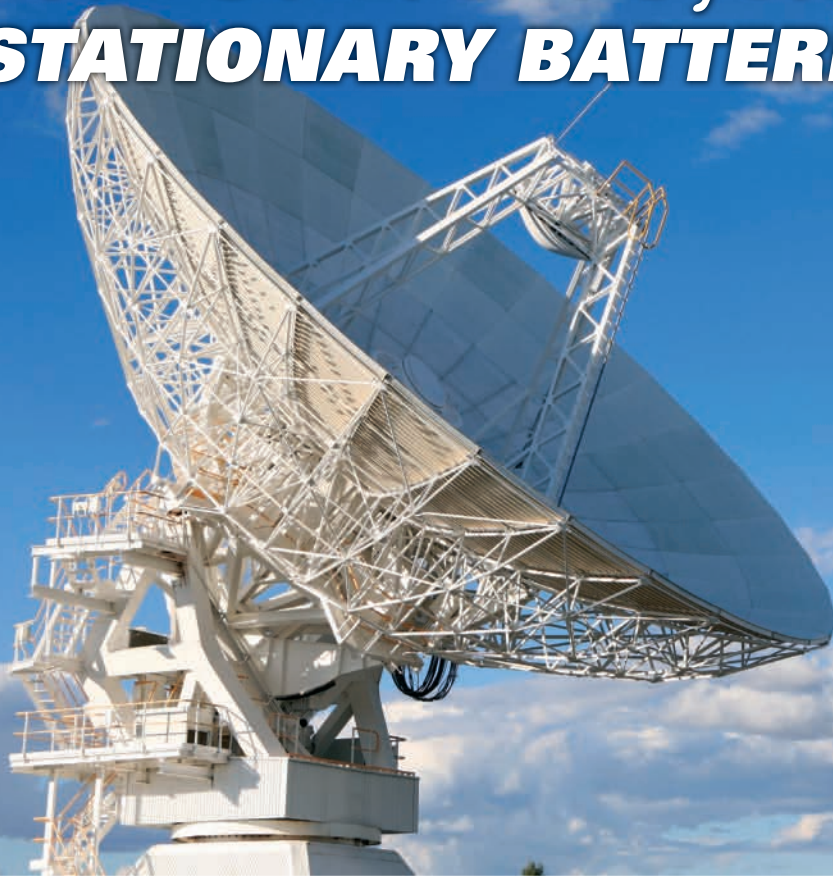


Total Solutions System **STATIONARY BATTERIES**



WINNER[®]

**BATTERY
SWITCH FOR SUCCESS**

STATIONARY AGM CELL

- Heavy Duty AGM 2Volts rechargeable cells
- Optimal current acceptance rate
- High energy density – minimum unit space and weight
- Excellent deep cycle life of more than 1.000 cycles with 50% D.O.D.
- Designed service life of 15 years at float charge



www.winnerbattery.net

NEPTUNE

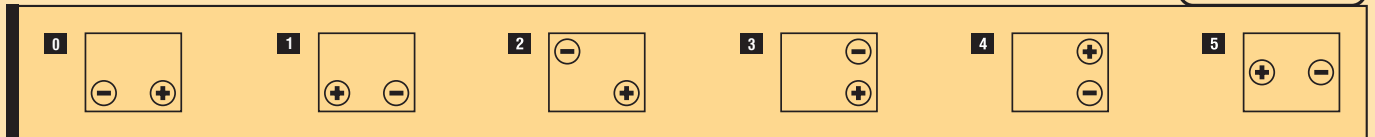
HIGH INTEGRITY VALVE REGULATED LEAD ACID BATTERY



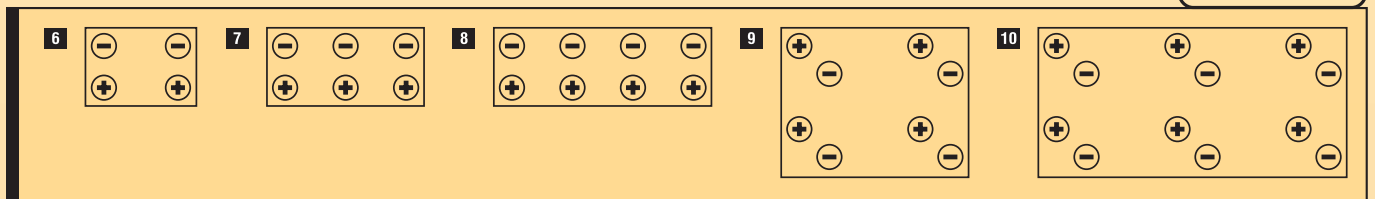
Type No	Voltage	Capacity	Dimensions (mm)				Layout	Terminal	Weight (Kg)
	V	AH (C10)	L	W	H	T.H.			
100-2	2	100	171	75	206	212	5	F17	6,60
200-2	2	200	171	107	330	365	5	F17	14,00
300-2	2	300	171	151	330	365	5	F17	19,00
400-2	2	400	211	175	330	365	5	F17	26,00
500-2	2	500	242	175	330	365	5	F17	30,50
600-2	2	600	302	175	330	365	5	F17	37,00
800-2	2	800	410	175	330	365	6	F17	50,00
1000-2	2	1000	475	175	330	365	6	F17	62,00
1200-2	2	1200	475	175	330	365	6	F17	71,00
1500-2	2	1500	401	350	340	382	9	F17	96,00
2000-2	2	2000	490	350	340	382	9	F17	127,00
3000-2	2	3000	710	350	340	382	10	F17	193,00

More types available on request

KEY FOR LAY OUT



KEY FOR LAY OUT



APPLICATIONS

- Back up power supply for UPS & telecommunication systems
- Telecommunications / Mobile network
- Emergency power supply for ship & marine use
- Stand by support power supply for petrochemical, oil and gas sub-stations
- Railway / airport power support
- Power supply / Energy storage for remote houses

STANDARDS

- IEC60896-21/22 2004 • BS EN 61427-2002

